

Dangerous goods (Cassette cylinders・Spray cans)

Collection day Resources (Isesaki・Azuma) / Other (Sakai)

Collection point Resource collection point in town

How to put out



1 Check the contents of the container

2 Use up all the contents and leave it empty

3 Put them in the container at the collection point without making any holes

- Shake the can to see if there are any contents left
- If there is, you will hear a sound (like [shakashaka] or [chapuchapu])

Cassette cylinders

- Use up the can on a cassette stove
- Turn the can upside down and press it against concrete, etc to release the contents

Spray Cans

- Press the spray button to release the contents
- Use the gas release cap to release the contents

Points to note

- ◆ Always empty cans outdoors in a well-ventilated area away from fire
- ◆ If the contents are not used up and cannot be emptied, contact a Cleaning Facility
- ◆ Separate caps and dispose of them as Plastic containers and packaging

日本エアゾール協会

Search for

Mixing them up is dangerous

Don't put out in containers other than those at the collection point

If cassette cylinders and spray cans are not properly separated and mixed in with non-burnable waste, they can cause fires in garbage trucks and Cleaning Facilities



For the safety of workers, please ensure that all waste is separated

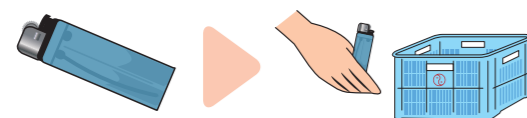


Dangerous goods (lighters)

Collection day Resources (Isesaki・Azuma) / Other (Sakai)

Collection point Resource collection point in town

How to put out



1 Use up the contents and leave it empty

2 Put them in the container at the collection point

Points to note

- ◆ If mixed with non-burnable waste, burnable waste or Plastic containers and packaging, etc. It may cause a fire in a garbage truck or at a Cleaning Facility. Please be careful
- ◆ If the contents are not used up and cannot be emptied, please contact a Cleaning Facility

日本喫煙具協会

Search for

What can be put out



Items that cannot be removed ▶ Burnable garbage

- Matches
- ※Soak them in water and dispose of them as burnable waste while they are still wet



Hazardous materials (Fluorescent tubes・Mercury thermometers・Batteries, etc.)

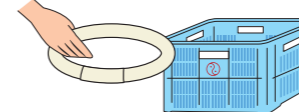
Collection day Resources (Isesaki・Azuma) / Other (Sakai)

Collection point Resource collection point in town

Fluorescent tubes・Mercury thermometers・Thermometers・Sphygmomanometer

How to put out

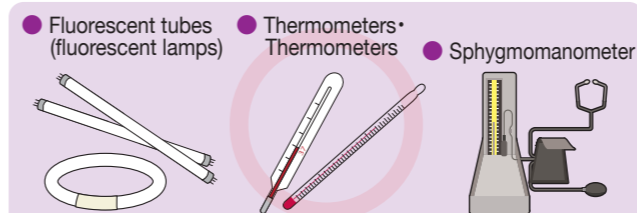
- 1 Separate by item
- 2 Put them in the container at the collection point



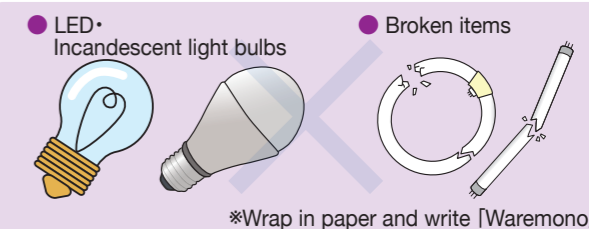
Points to note

- ◆ Dispose of only the main unit at the collection point
- ◆ Take the boxes and bags home and sort them properly

What can be put out



Items that cannot be removed ▶ Non burnable garbage



※Wrap in paper and write [Waremono]

Batteries (Dry cell・Coin cell・Lithium primary battery)

How to put out

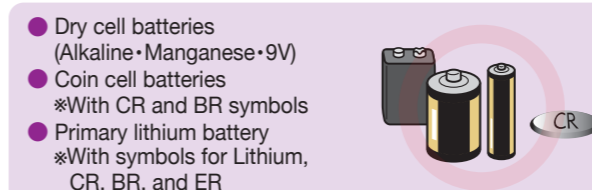
- 1 Separate by item
- 2 Put them in the container at the collection point



Points to note

- ◆ If mixed with non-burnable waste, burnable waste or plastic, etc. It may cause a fire in a garbage truck or at a Cleaning Facility. Please be careful

What can be put out



Carry in cleaning facilities

- Batteries to be brought in due to risk of ignition
- Batteries that are leaking heavily
- Batteries that have been exposed to water
- Batteries that have been damaged or dismantled



Items that cannot be removed

| | | |
|---|--|--|
| <p>● Button batteries</p> <p>SR PR LR</p> <p>※With SR, PR, or LR symbol</p> <p>How to put out Use the Battery Industry Association's recycling cooperative stores</p> <p>一般社団法人 電池工業会</p> | <p>● Lead-acid batteries</p> <p>How to put out Consult your dealer etc</p> | <p>● Small rechargeable batteries</p> <p>Ni-Cd Nickel-cadmium batteries</p> <p>Ni-MH Nickel metal hydride batteries</p> <p>Li-ion Lithium-ion batteries</p> <p>Mobile battery</p> <p>How to put out After insulating the terminals with tape, bring the batteries to some public facilities that have special collection boxes, and the staff will check the batteries and collect them</p> <p>Points to note Electronic devices whose built-in batteries cannot be removed should be placed in the designated collection box for small home appliances</p> <p>一般社団法人 JBRC</p> |
|---|--|--|



Non burnable garbage

Collection day Non burnable garbage

Collection point Rubbish stations (Isesaki・Azuma) / Resource collection point in town (Sakai)



How to put out

- 1 If the size of the item does not fit in the designated bag, dispose of it as oversize garbage
- 2 To prevent injury to workers, wrap knives, broken items, and other dangerous items in paper and write the name of the item on it before placing it in the designated bulky waste bag
- 3 Tie the mouth of the designated bag tightly

For the safety of workers, please ensure that all waste is separated

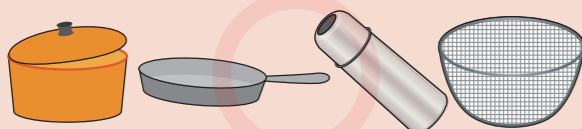
Points to note

- ◆ If cassette cylinders, spray cans, and small rechargeable batteries are not properly separated and mixed in with non-burnable garbage, etc. They can cause fires in garbage trucks and cleaning facilities
 - ▶ Cassette cylinders・Spray Cans (page 11)
 - ▶ Small rechargeable batteries
- ◆ If you cannot remove the built-in small rechargeable batteries of electric toothbrushes, electric shavers, electronic cigarettes, etc., put them in the dedicated collection box for small home appliances




Metal products

- Cookware (pots・pans・kettles) ● Vacuum flasks
- Stainless Steel Products ● Aluminium containers etc



Ceramic・Glass

- Tea bowls ● Tea cups ● Plant Pots ● Flower Vases
- Spoon ● Fork ● Diatomaceous earth mat
- Baby bottles ● Perfume bottles ● Plate glass
- Mirrors ● LED・Incandescent light bulbs etc



Bottles・Cans

- Dirty bottles and cans
- Broken bottles
- Oil bottles and cans
- Paint cans (square cans, round cans, etc.)
- Funnel cans (for food only)



Household appliances (remove batteries)

- Electronic rice cooker ● Microwave oven ● Toaster ovens
- Electric kettle・Kettle ● Electromagnetic cooker
- Radio-cassette player ● Game console ● DVD player
- Printers ● Electrical cords etc



*The city cannot accept four household appliances: air conditioners, televisions, refrigerators and freezers, washing machines and clothes dryers

Cutlery

- Kitchen knives ● Scissors ● Cutter knives
- Carving knives ● Eyeletter ● Ice pick ● Sickles etc



Plastic products (hard items)

- Hangers
- Washing hangers
- Plastic tank
- Bucket
- Rubbish bin
- Chairs
- Planters etc



Other

- Umbrellas ● Mackintosh (Rain Coat) ● Rope ● Hoses
- Floats ● Leisure sheet ● Balance ball ● Sleeping bag
- Disposable body warmers ● KIMONO
- OBI(Japanese sash) ● WAFUKU(Japanese clothes)
- TANMONO(Japanese narrow-loomed cloth) etc



Bulky waste

Collection day Bulky waste

Collection point Rubbish stations (Isesaki) / Resource collection point in town (Azuma・Sakai)

How to put out

- For each item of oversize garbage, attach a piece of notepaper with the town name and surname written on it

*Make sure to attach it firmly so that it does not come off

Points to note

- ◆ Items with built-in batteries should be removed from the main body and sorted properly
- ◆ Use up all fuel and empty it



Checkpoint

- ・Town name
- ・Surname

▲To be written on notepaper



Items that cannot be removed (Items with many mistakes)

- Four home appliances: Air conditioners, TVs, refrigerators/freezers, washing machines/clothes dryers
- Mattresses, sofas, etc. (page 16)
- *Items containing springs or porcelain
- Waste tires・Wheels (page 17) ● Batteries
- Fire extinguishers
- Trees (branches, trunks, roots over standard size), etc

What can be put out


Daily necessities・Furniture

- TANSU(Wardrobes) ● Wardrobe ● Cupboards
- Desks ● Chairs ● Table ● ZAISU(Floor chair)
- ZATAKU(Japanese low table) ● Bed frame ● Rug
- Carpet ● Full-length mirror ● Ironing boards, etc




Electric・Oil・Gas appliances

- Electric Fan ● Dishwashers (tabletop type)
- Electric KOTATSU ● Electric carpets
- Stoves (Electric・Oil・Gas) ● Oil fan heater
- Gas tables, etc



Gardening・Hobbies・Sports equipment

- Shovels ● High branch scissors ● Electronic Organs
- Keyboards ● Organs ● Golf bags・Clubs
- Ski equipment ● Snowboards ● Surfboards
- Training Equipment ● Suitcases, etc



FUTON

- FUTON (Mattress・Quilt・Down) ● Electric blanket
- Cushions, etc

*[Futons] are not recyclable, if it gets damp from rain or other factors, it can become moldy and if it is raining or is forecast to rain on the collection day, put them out on the next month's collection day or take them to a cleaning facility for a fee (page 16)

*Tie cushions (two or more) together with string

*Blankets other than electric blankets should be disposed of as clothing (page 6)



Vehicles・Children's items

- Bicycles ● Unicycles
- Tricycles ● Wheelchairs
- Baby Prams ● Child seats
- Children's play equipment etc

*Before disposing of bicycles, it is necessary to cancel their security registration, so please go to the [bicycle security registration store] where you registered your bicycle



Gunma Crime Prevention Association
(within the Gunma Prefectural Police Headquarters)

☎027-221-2230 群馬県防犯協会

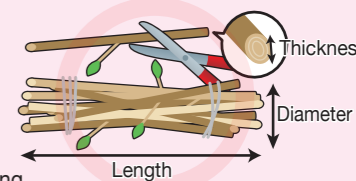
Search for

Pruned trees

Standard size

- ・ Less than 1m in length
- ・ Less than 10cm in thickness per tree
- ・ Diameter less than 30cm per bundle

*Tie in two places with string



Burnable garbage

Collection day Burnable garbage
Collection point Rubbish stations

How to put out

- Place in designated bags and tie the mouths tightly
- If the item does not fit in the designated bag, dispose of it as oversize garbage
- When disposing of garbage at a garbage station, cover it with a net or close the door and lid tightly to prevent it from being scattered by wind or small animals



- To prevent injury to workers, wrap sharp objects such as bamboo skewers and chopsticks in paper and place them in designated bags
- Soak flammable items such as matches, fireworks, and cigarettes in water and dispose of them while they are still wet



Food waste

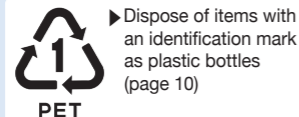
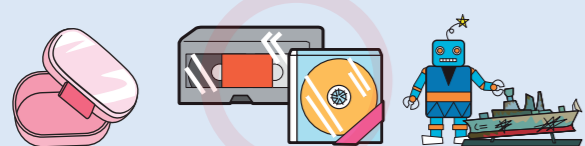
- Meat
- Fish
- Vegetables
- Fruits
- Shells etc



*Drain food waste thoroughly before disposing of it
*Consider using a food waste disposer to reduce the amount of food waste

Plastic products

- Lunch Box
- Tableware
- Cups
- upperware
- Stationery
- Toys
- Toothbrushes
- Washing scissors
- Label printer tape
- CDs・DVDs・MDs (including cases)
- Video・Cassette tapes (including cases), etc (page 8)



- *If metal is used, sort by the material used more
- If there are many plastic parts ▶ Burnable garbage
 - If there are many metal parts ▶ Non burnable garbage

Plants and Trees

- Branches and leaves
- Grass・Turf
- Fresh flowers etc.



One point

Before placing in the designated bag
■ Remove all soil
■ Allow to dry

*Pruned wood that exceeds a certain size limit cannot be placed in the burnable waste

Clothes that cannot be recycled

- Extremely soiled items
- Severely torn items
- Boots
- Slippers
- Sandals
- Cuttings
- Fabrics scraps
- Wet items
- Items used for pets etc



*Clothing is collected as a resource (page 6)

Sanitary paper and specially processed paper

- Paper with food・oil stains or odours
- Waterproof paper
- Special postcards・envelopes
- Gold and silver coated paper
- Sanitary paper
- Thermal paper
- Photo・Albums
- Vinyl coated paper etc (page 5)



*Paper that can be recycled is put out as waste paper (page 3)

Oil

- Animal cooking oils
- Solid vegetable oils etc



*Solidify with coagulant and dispose of
*Dispose of liquid vegetable oil in waste cooking oil (page 10)

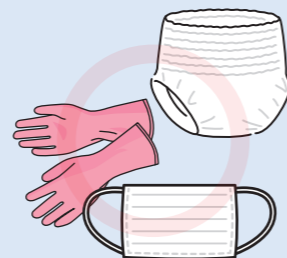
Pet litter



*Dispose of as burnable waste, regardless of material
*No more than 3kg per garbage bag

Sanitary items

- Paper nappies
- Masks etc
- Rubber gloves etc



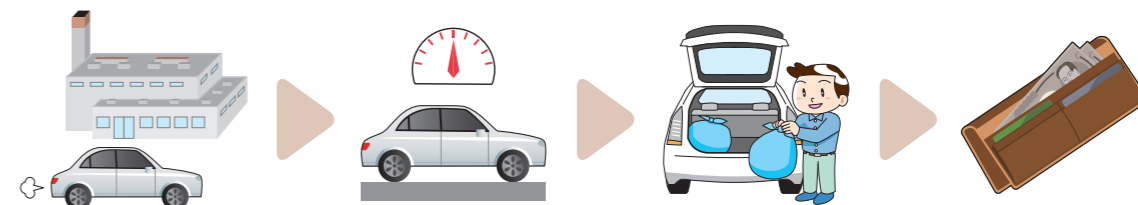
*Flush waste down the toilet as much as possible
*Items used by people with infectious diseases or suspected of having infectious diseases should be double bagged



Items to be taken to cleaning facilities (charges apply)

There are some items that cannot be disposed of at the garbage collection point, but can be brought to the Cleaning Facility by yourself for a fee. You can also bring in items that can be disposed of at the garbage collection point, but you forgot to put them out or want to dispose of them immediately

How to put out



- Enter through the entrance of the weighing building of the cleaning facility
- Weigh each vehicle at the weighing building
- Move to the designated area and unload the cargo by yourself
- Pay the fee after the vehicle is weighed again



- Only garbage generated in the city can be brought in
- Separate garbage correctly according to the classification in this booklet before bringing it in
- You do not need to use the designated garbage bags.
- When bringing in a light truck or similar vehicle, cover the carrier with a sheet or similar material to avoid scattering garbage on the road
- You may be asked to show identification or check the contents of your garbage
- Items not listed in this booklet, or items that may damage the Cleaning Facility's equipment due to size or other factors, may be refused
- Some items are limited in the number of items that can be accepted at one time, so if you have a large quantity, please call the Cleaning Facility in advance to check
- Follow the instructions of the attendants, drive slowly and safely

If you are unable to bring your own waste

Ask a company licensed by Ise City to collect and transport general waste (for a fee)

伊勢崎市一般廃棄物収集運搬業許可業者 Search for

Reception days

- Monday to Friday
8:30a.m. ~ 12noon
1:00p.m. ~ 4:30p.m.
- Saturday
8:30a.m. ~ 11:30a.m.




Closed on

Sundays, Public's holidays, Year-end and New Year's holidays

*The schedule for the year-end and New Year holidays will be announced in the city's newsletter, on the website, and on the rubbish sorting application

Items to be brought to the Cleaning Facilities for disposal (not to be disposed of at rubbish collection points)

- Mattress・sofa (with sprung or magnetic)
- Tatami mats (up to 16 tatami mats)
- Pruning wood (more than 10cm thick)
- Massage chair
- Safe (including fireproof safe)
- Soil for planters (up to 3 designated garbage bags)
- Ashes from wood stove (double bag), etc



Mattress・sofa



Tatami mats



Pruning wood



Massage chair



Soil for planters
*No items other than those for planters may be brought in

Temporary large amount of garbage


Large amounts of waste generated by moving, general cleaning, activities for the end of life, sorting out the belongings of the deceased, etc. cannot be disposed of at waste collection points and should be taken directly to a Cleaning Facility for disposal



What you need to check in advance

Things to check with the cleaning facility before you bring it in

- Sash
- Mortar (made of wood or stone)
- Oil heater
- Wire rope
- Lime
- Tiles etc





Items that cannot be disposed of in Cleaning Facilities (Items that are difficult to dispose of)

4 items of household electrical appliances・Personal computers

4 items of household electrical appliances

- Air conditioner (indoor・outdoor unit)
- Televisions (CRT(cathode-ray tube)・LCD (liquid crystal)・Plasma)
- Refrigerators・Freezers・Wine cellars
- Washing machines・Clothes dryers, etc

Personal computer

- Desktop PC/Laptop
- CRT (cathode-ray tube) Display
- LCD (liquid crystal) Display

Business waste

- Automobile parts
- Motorbike parts
- Oil (Engine oil・Machine oil)
- Gasoline・Kerosene
- Paints (House paint)
- Drum can
- Gas cylinders
- Square timber・Lumber・Logs
- Construction waste and prepared garbage from contracted work, etc



- Automobile parts
▶ Consult your dealer etc
- Gasoline・Kerosene
▶ Consult a gas station
- Drum can・Paints
▶ Consult your dealer etc
- Square timber・Lumber・Logs
▶ Check with a licensed disposal company

Motorcycles

- Motorized bicycles
- Light motorcycles
- Small motorcycles



Chemical agents, etc

- Poisonous drugs
- Hazardous drugs, etc



▶ Consult your dealer etc

Medical waste

- Needles
- Syringes



▶ Consult with the prescribing medical institution or pharmacy

Agricultural waste

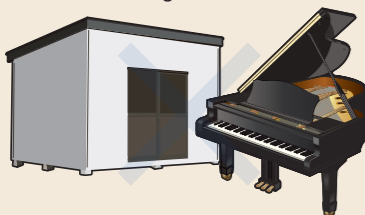
- Agricultural waste materials
- Agricultural chemicals
- Agricultural equipment
- Corrugated boards
- Vinyl house (sheets・pipes, etc)



▶ Consult your dealer etc

Difficult-to-carry items

- Pianos
- Storage room
- Electric reclining bed, etc



▶ Consult your dealer etc

Other

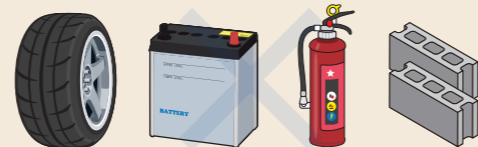
- Button batteries, etc
- Soil・mud・gravel, etc



- Soil・mud・gravel
▶ Consult with civil engineering・Landscaping companies
*Soil for planters can be brought to the Cleaning Facility (page 16)

Items to be collected once a year for a fee (Scheduled)

- Tires・Wheels
- Batteries
- Fire extinguishers
- Concrete blocks (except brick blocks)
- Pickle stones, etc



*For more information, please refer to the city's PR papers (Public Relations), website, or garbage sorting application

Industrial waste (Business waste)

Industrial waste is waste generated in the course of business activities, as defined by law. In accordance with the [Waste Disposal and Public Cleansing Law], industrial wastes must be disposed of by discharging companies on their own responsibility

Processing method

Ask an industrial waste disposal company to dispose of it (for a fee)

群馬県産業廃棄物情報



Industrial waste is classified into 20 types

- Items associated with all business activities
 - Cinders
 - Sludge
 - Oil waste
 - Acid waste
 - Alkali waste
 - Plastics waste
 - Rubber waste
 - Scrap metal
 - Glass, concrete and ceramic waste
 - Slag waste
 - Debris (and other waste materials)
 - Particulate matter, etc (dust and soot)
- Items associated with specific business activities
 - Paper waste
 - Wood waste
 - Textile waste
 - Animal and vegetable residues (food waste)
 - Animal solid waste
 - Animal feces and urine
 - Animal carcasses

What happens to the separated resources










The resources that you have properly separated at home are transported to Cleaning Facilities or private facilities where they are recycled or reused for various purposes






























| | | | | | | | |
|--|---|---|---|---|--|---|---|
|  Burnable garbage |  Non burnable garbage |  Bottles |  Cans |  Used paper |  Clothes |  Hazardous materials |  Dangerous goods |
|  Plastic containers and packaging |  Oversized waste |  Plastic bottles | |  Waste cooking oil |  Small household appliances |  Carry in cleaning facilities (Chargeable) |  Difficult to dispose of |

| | Item | Note | Classification | Page |
|----|--|--|---|------|
| 1 | Clothes  | Dirty things → flammable / We will not collect on rainy days so, dispose it next month |  | 6p |
| 2 | Bag (made of cloth•leather• synthetic leather)  | Suit case and student bags are not allowed / Dirty things → flammable |  | 6p |
| 3 | Curtains (including lace)  | Tie with string / Dirty things → Non burnable |  | 6p |
| 4 | Shoes (Except boots)  | Remove soil / onese•dirty things → flammable |  | 6p |
| 5 | Boots  | |  | 15p |
| 6 | Spray cans  | Empty the content / lid → plastic |  | 11p |
| 7 | Cassette cylinders  | Empty the content / lid → plastic |  | 11p |
| 8 | Plastic bottles  | Rinse inside/Label and cap to plastic |  | 10p |
| 9 | Plastic bottle caps  | |  | 7p |
| 10 | Plastic bottle rabels  | |  | 7p |
| 11 | Styrofoam  | Clean to remove dirt |  | 7p |
| 12 | Ice box (made of styrofoam) | |  | 7p |
| 13 | FUTON (Mattress•Quilt• Electric blanket, etc)  | Fold and tie with a string / We will not collect on rainy days so, dispose it next month |  | 14p |
| 14 | Blankets | Tie with string / Dirty things → Non burnable |  | 6p |

| | Item | Note | Classification | Page |
|----|--|---------------------------------------|---|------|
| 15 | Cushions  | Tie 2 or more with a string |  | 14p |
| 16 | Cairo (disposable•refueling type) | Packaging → plastic |  | 13p |
| 17 | Dry cell batteries (Alkaline•Manganese)  | |  | 12p |
| 18 | Fluorescent tubes (fluorescent lamps)  | |  | 12p |
| 19 | Fluorescent tubes (fluorescent lamps) fixtures | |  | 13p |
| 20 | Light Bulbs (Fluorescent Tubes) | |  | 12p |
| 21 | Light Bulbs (Incandescent)  | Wrap in paper and write [Denkyu] |  | 13p |
| 22 | CD (Compact disc) • Case  | |  | 15p |
| 23 | Cardboard  | Tie with string |  | 3p |
| 24 | Magazines (Catalogues•Weekly magazines•Bunkobon• Tankoubon•Notebooks)  | Tie with string |  | 3p |
| 25 | Clothes spin (Plastic)  | |  | 15p |
| 26 | Hangers  | |  | 13p |
| 27 | Laundry hangers  | |  | 13p |
| 28 | Glass (Plate glass•Cups)  | Wrap in paper and write [Garasu] |  | 13p |
| 29 | Cups (Glass•Metal•Ceramic)  | Wrap in paper and write [Waremono] |  | 13p |

| | | | | | | | |
|--|---|---|---|---|--|---|---|
|  Burnable garbage |  Non burnable garbage |  Bottles |  Cans |  Used paper |  Clothes |  Hazardous materials |  Dangerous goods |
|  Plastic containers and packaging |  Oversized waste |  Plastic bottles | |  Waste cooking oil |  Small household appliances |  Carry in cleaning facilities (Chargeable) |  Difficult to dispose of |

| | Item | Note | Classification | Page |
|----|--|--|---|--------|
| 30 | Plates (Glass・Metal・Ceramic) | Wrap in paper and write [Waremono] |  | 13p |
| 31 | Umbrellas  | |  | 13p |
| 32 | Plant pots ・ Flowerpots  | Remove soil |  | 13p |
| 33 | Frying pan  | |  | 13p |
| 34 | Chairs | |   | 13-14p |
| 35 | Wardrobe (Chests of drawers) | |  | 14p |
| 36 | Bicycle  | |  | 14p |
| 37 | Carpet  | Tie with string |  | 14p |
| 38 | Kerosene tanks (Polyethylene tanks)  | Empty the content inside |  | 13p |
| 39 | Pillows (including body pillows・Pillowcases) | |   | 13-14p |
| 40 | Toys (made of wood・plastic・cloth) | Remove the battery  |  | 15p |
| 41 | Toys (metal)  | Remove the battery |  | 13p |
| 42 | Disposable lighters  | Empty the content inside |  | 11p |
| 43 | Microwave oven  | |   | 13-14p |
| 44 | Electric Fan  | |   | 13-14p |

| | Item | Note | Classification | Page |
|----|---|--|---|--------|
| 45 | Vacuum cleaner | Remove the battery |   | 13-14p |
| 46 | Electronic rice cooker  | |  | 13p |
| 47 | Printers (for Computers etc) | Remove the ink cartridge  |  | 13p |
| 48 | Hair dryer | |  | 13p |
| 49 | IH cooking heater (induction cooker) | Desk top (build in type cannot be collected) |   | 13-14p |
| 50 | Computer  | Items to be recycled |  | 17p |
| 51 | TVs (CRT・LCD・Plasma type)  | 4 home appliances |  | 17p |
| 52 | Refrigerators | 4 home appliances  |  | 17p |
| 53 | Washing machines  | 4 home appliances |  | 17p |
| 54 | Air conditioner  | 4 home appliances |  | 17p |
| 55 | Mattress・Sofa (With sprung or magnetic) | |  | 15p |
| 56 | Mattress・Sofa (No spring or no magnetism) | |  | 14p |
| 57 | Smartphones  | Over the counter collection at retail stores |  | 16p |
| 58 | Mobile phones  | Over the counter collection at retail stores |  | 16p |
| 59 | Tyres (Cars・Motorbike)  | Consult your dealer etc |  | 16p |