

Measures about earthquake

Earthquake occur! What will you do?

Manual about the origin of the earthquake when it occur.

Earthquake occur

1~2 mins

3 mins

5 mins

10mins
unpredictable time
3 days

The 1st big tremors approximately 1 min.

Make sure to secure yourself (Secure your head using the seat cushion)



When the tremors stop

- Check the source of fire, if the fire break out, keep calm and extinguish the fire.
- Make sure your family is in secure, check also if they're not buried under the fall down furniture.
- Put on shoes inside the house, broken glass scatter, need to put on shoes or thick slipper
- In case you'll evacuate be careful the roofing tiles, concrete blocks, vending machine and others, check that all your family is in safe, protect to occur fire.

Check if everyone is safe, prevent to occur fire.

- Call your neighbor**
- Safety assurance for spouse, help each other and your neighbor.
 - Is there anyone missing? ● Is there anyone injured?
- Fire prevention**
- Put out a fire in early stage ● Use fire extinguisher ● Bucket relay Save the water in the bath tub
 - Electric leakage ● Gas leak pull down the circuit breaker ● close the main tap of the gas
 - Be careful about after shock

Get correct information on the radio.

- Disaster Institution ● Avoid confusing in false rumors
- As much as possible don't use car when evacuating. ● Prioritize emergency call



Cooperate with the fire fighting, rescuer · relief operation

- Please save water minimum for 3 days (but we recommend 7days)drinking water and food
- Disaster ·damage information ● Don't make it serious
- Rescue those people nearby ·rescue ● Do not enter to the house that was broken.

If ever you are

Inside the house

- If you feel the shaking, seek for a safe place, and if the shaking stopped go outside to evacuate in a safety place.
- Check the source of a fire.
- Make sure that babies and infant, sick person and elderly spouse are in safety place.

Department store · Supermarket

- Cover your head, go away at the shop window or products. Stay at the pole and wall and follow the instruction of the staff member stay calm before taking your action.



Theatre · Hall

- Protect your head using bag, hide in the aisle seat, follow the instruction of the staff, stay calm and don't panic.

Apartment houses

- Open the doors and windows to secure for evacuating.
- Definitely not to use the elevator, use the stairs for evacuating to avoid not to stuck in smoke and flame.



If out doors

Street

- Keep moving in that place, cover your head using bag, keep away besides window glass, evacuate in vacant lot or park.
- Just in case there is no vacant lot nearby, look around the condition decide calmly, leave the building and go to safety high place.
- Do not get closer near to the blocks or vending machine.
- Be sure to keep away to the telephone pole or electric wire.



If you are driving a car

- Hold tightly the steering wheel, drive slowly reducing the speed, give way for emergency, go and stop at the left side then stop the engine.
- Stay calm until the tremor stop, check the condition collect the correct information in the radio.
- If needed to evacuate, leave the key, don't lock the door, bring with you the car inspection certificate or important things.

If inside the train or other transportation.

- Hold tightly to the handrail both hands.
- Even it is on way and stop, don't open the emergency exit, going outside the car and don't jump from the window.
- Stay calmly and follow the instruction of the conductor of the train.



Preventive measures and checking for preventing disaster.

To protect for safety and security inside your house

Check if you prepare in advance.

1

- Decide to make a safety space in your house to be your evacuation space.

If you have extra room, use one room to put together all furniture. But if it is impossible better to make even a small space for security.



2

- Do not put furniture in the bedroom of your child and elderly.

It is more dangerous when the earthquake occur while your sleeping, there is a possibility that children, elderly and sick person will be late for evacuating.



3

- Make sure that the furniture will not fall down.

If there is a extra space between the furniture and wall or pole it will collapse easily. Insert a small wood under the furniture, secure it into the wall or pole. And, use metal materials or attach tipping prevention devices.



4

- Do not put things at the door way and passage.

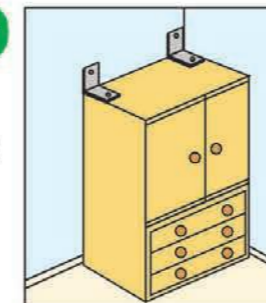
Do not put things at the door way passage. And if you put different things at the door way, in case of emergency it happens things will fall down and you cannot evacuate.



Points to prevent from furniture falling.

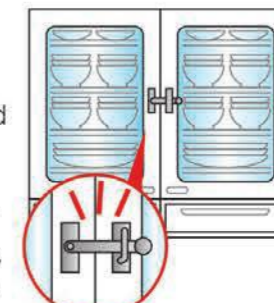
Chest of drawers · Bookshelf

Use L shape metal supporters or pole to secure. If it has 2 shelves be sure to connect it permanently.




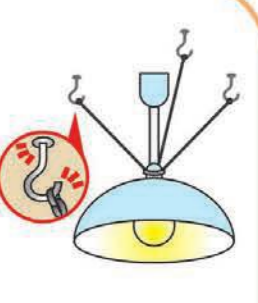
Cabinet for tableware

Use L shape metal for protecting furniture, board shelf not to bend and lay a dishcloth to slide easily for protecting the furniture. Put the heavy tableware below, Put metal for protecting the door not to open easily.



Light

Use chain and metal fitting to fasten the lights in various parts. Use heat resistant tape for fitting the both ends of the fluorescent light.

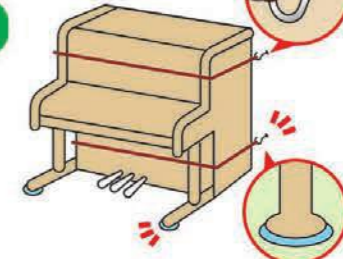
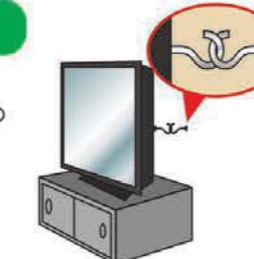


Refrigerator

In between the door to door wrap wire

TV

If possible fix the TV at the lower part (Avoid to put it at the top of the furniture).



Piano

Use nylon tape to roll the whole part or put metal fitting to fix it permanently and put non-slip to the piano legs.

Make sure the safety measures around your house

Check if you prepare in advance.

Roofs

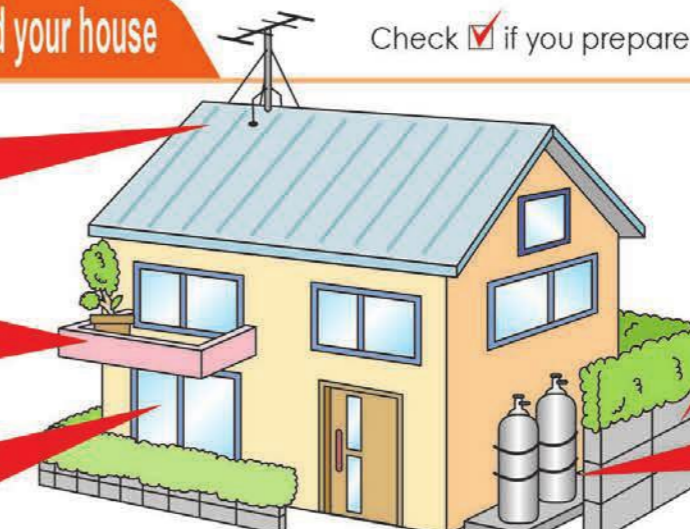
Reinforce the antenna and tiles of unstable roofs.

Balcony

Arrange the flower pot in the balcony, do not put to the place that can easily fall down.

Windows

Put protecting film in the window glass so that it will not scatter.



Block wall · Gatepost

Put inside the gatepost firmly in the soil, it is dangerous if it has no reinforcing rods, cracks and rust may appear need to repair.

Propane Gas

Secure permanently the propane gas cylinder.